

# Spring 2019 Provincial Report Nova Scotia



## Introduction

MQO Research spoke with 600 residents of Nova Scotia to gauge the political temperature in the province for the Spring edition of our quarterly political poll: Atlantic Matters.

## Provincial Politics

According to the latest polling numbers, the governing Liberals are now trailing the PCs in NS. Among decided and leaning voters:

- Current Liberal support dropped 11 percentage points to 30%.
- PC Party support increased 5 percentage points to 38%.
- NDP support was relatively unchanged at 18%.
- Support for the Green Party increased 5 percentage points to 12%.

The undecided / no vote group increased 5 percentage points to 45%.

## Government Performance

The mean rating for the leadership of Premier Stephen McNeil decreased from 4.7 last quarter to 4.2 in May (on a 10-point scale).

## Provincial Outlook

The outlook for the province worsened in May. 43% of Nova Scotians reported their outlook worsened over the past three months (up from 35% in February), while 42% indicated their outlook stayed the same (down from 46% last quarter) and 12% felt things had gotten better (edged downward from 15% last quarter).

The Atlantic Matters poll was conducted by telephone from May 3<sup>rd</sup> to May 13<sup>th</sup>, 2019 and included 600 randomly selected eligible voters from across the province. The margin of error for the total sample is  $\pm 4.0$  percentage points, 19 times out of 20.

**For more information on Atlantic Matters or MQO Research, contact:**

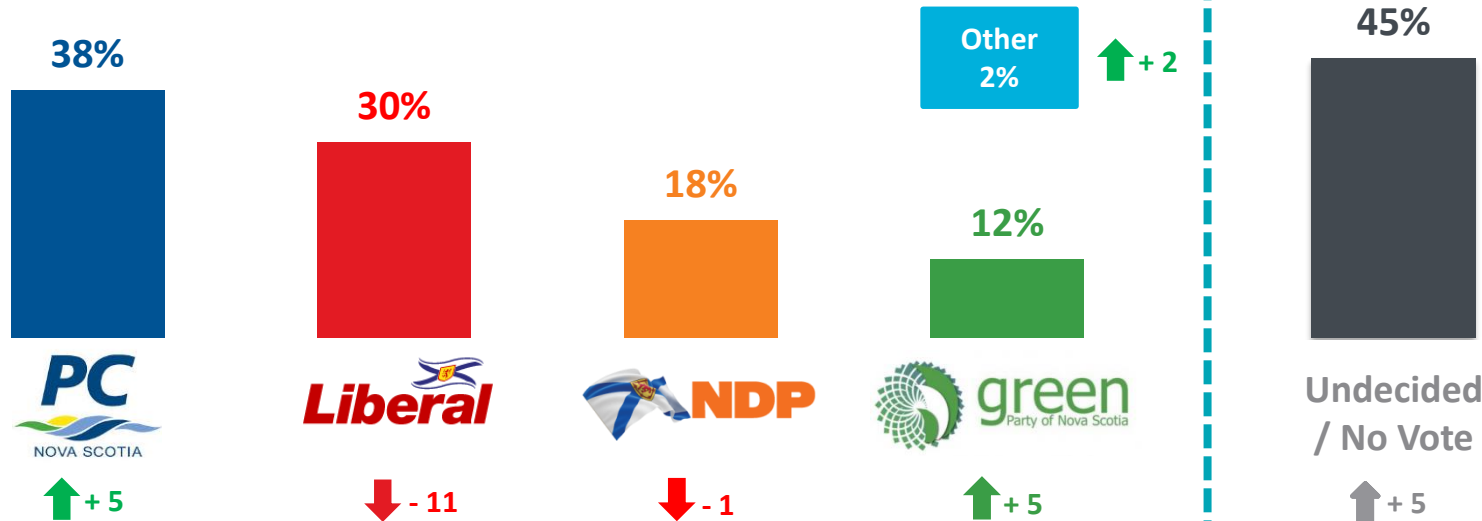
**Stephen Moore – Vice-President**

[smoore@mqoresearch.com](mailto:smoore@mqoresearch.com)

Cell: 902-210-5379

*“If a provincial election were held today, which party would you most likely vote for?”*

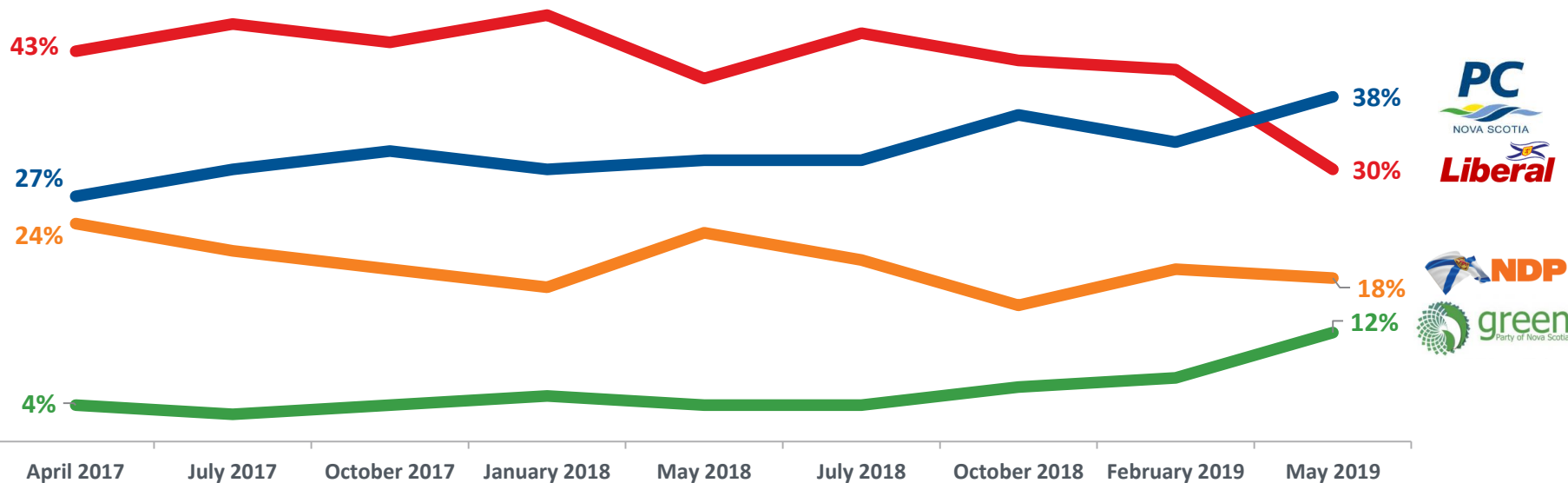
Decided and Leaning Voters



% point change  
vs. February  
2019

*“If a provincial election were held today, which party would you most likely vote for?”*

Decided and Leaning Voters



*“If a provincial election were held today, which party would you most likely vote for?”*

Decided and Leaning Voters

	April 2017	July 2017	October 2017	January 2018	May 2018	July 2018	October 2018	February 2019	May 2019
<b>Liberal</b>	43%	46%	44%	47%	40%	45%	42%	41%	30%
<b>PC</b>	27%	30%	32%	30%	31%	31%	36%	33%	38%
<b>NDP</b>	24%	21%	19%	17%	23%	20%	15%	19%	18%
<b>Green</b>	4%	3%	4%	5%	4%	4%	6%	7%	12%

*“How would you rate the overall leadership of Premier Stephen McNeil?”*



Mean Rating  
4.2

↓ - 0.5

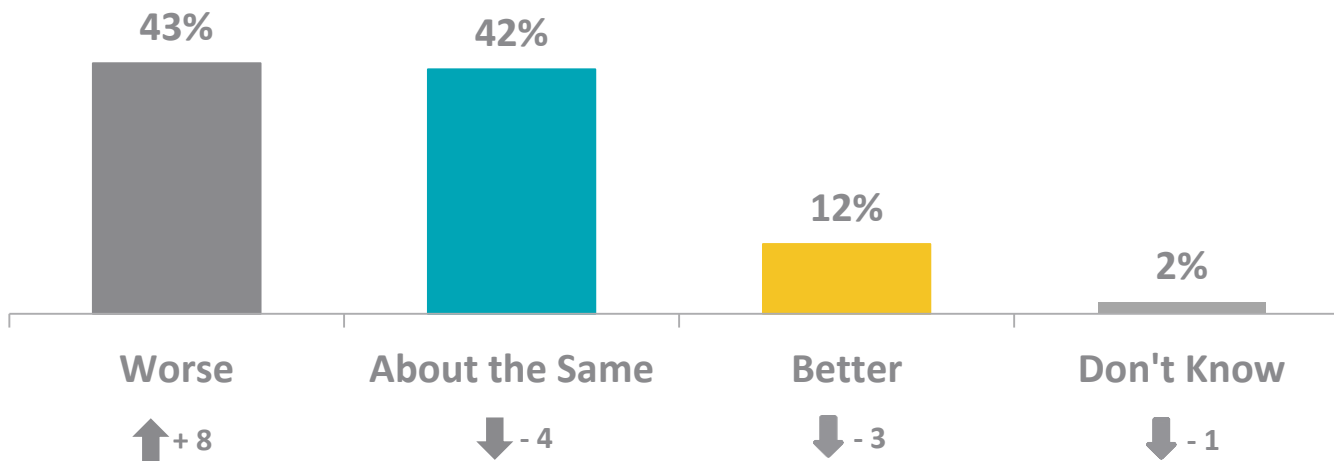
Mean rating change vs. February 2019

■ 1 to 5 ■ 6 to 7 ■ 8 to 10 (1 – very weak / 10 – very strong)



\* Don't know / refusals removed (n=552)

*“Based on your personal experiences over the past three months, would you say that the general outlook in NS has been getting...”*



% point change vs. February 2019