

Winter 2019 Provincial Report Prince Edward Island



Introduction

MQO Research spoke with 400 residents of Prince Edward Island to gauge the political temperature in the province for the January edition of our quarterly political poll: Atlantic Matters.

Provincial Politics

According to the latest polling numbers, it remains a tight race on PEI. Among decided and leaning voters:

- Support for the Green Party trended up 2 percentage points to 34%.
- Current Liberal support trended up 2 percentage points to 33%.
- Support for the PC Party trended down by 2 percentage points to 28%.
- NDP support dropped 5 percentage points to 2%.

The undecided / no vote group edged up 4 percentage points to 39%.

Government Performance

The rating for the leadership of Premier Wade MacLauchlan was relatively unchanged this quarter with a mean rating of 5.2 (on a 10-point scale).

Provincial Outlook

Islander's view on the provincial outlook for the province was relatively unchanged this quarter. 25 percent of Islanders reported the provincial outlook over the past three months had improved, while 52% felt things had stayed about the same and 21% said the outlook had gotten worse.

The Atlantic Matters poll was conducted by telephone from January 21st to January 27th, 2019 and included 400 randomly selected eligible voters from across the province. The margin of error for the total sample is ± 4.9 percentage points 19 times out of 20.

For more information on Atlantic Matters or MQO Research, contact:

Stephen Moore – Vice-President

smoore@mqoresearch.com

Phone: 902-465-3034

Cell: 902-210-5379

"If a provincial election were held today, which party would you most likely vote for?"

Decided and Leaning Voters



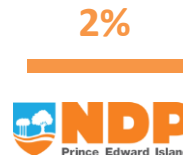
↑ +2



↑ +2



↓ -2



↓ -5



↑ +2

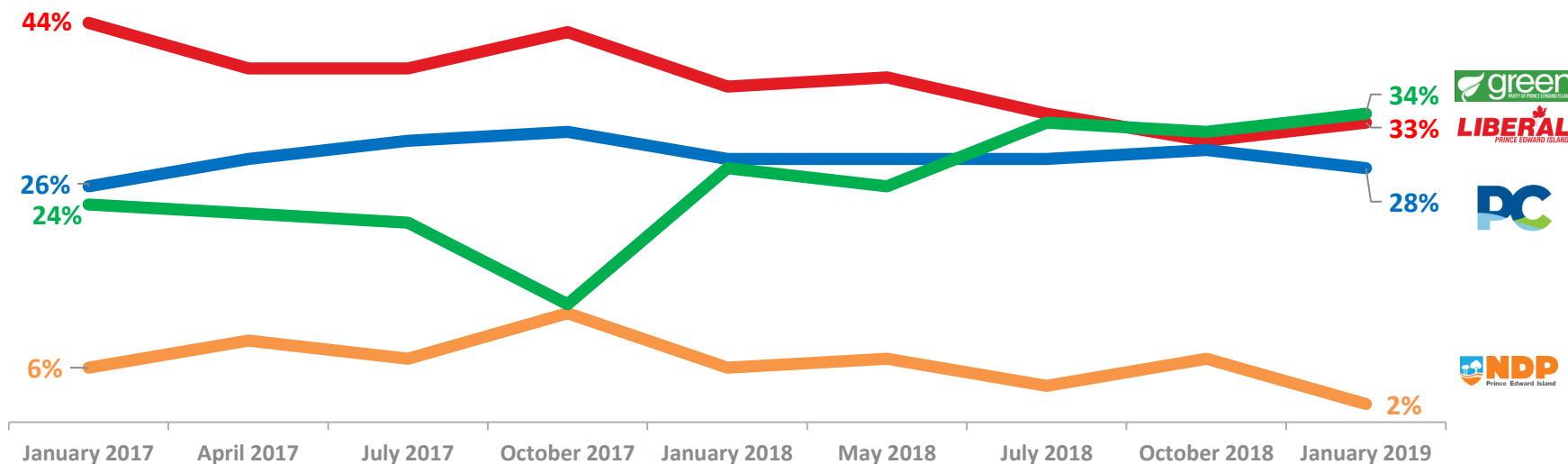


↑ +4

% point change
vs. October
2018

“If a provincial election were held today, which party would you most likely vote for?”

Decided and Leaning Voters



“If a provincial election were held today, which party would you most likely vote for?”

Decided and Leaning Voters

	January 2017	April 2017	July 2017	October 2017	January 2018	May 2018	July 2018	October 2018	January 2019
Liberal	44%	39%	39%	43%	37%	38%	34%	31%	33%
PC	26%	29%	31%	32%	29%	29%	29%	30%	28%
NDP	6%	9%	7%	12%	6%	7%	4%	7%	2%
Green	24%	23%	22%	13%	28%	26%	33%	32%	34%

“How would you rate the overall leadership of Premier Wade MacLauchlan?”



Mean Rating
5.2

↑ + 0.1

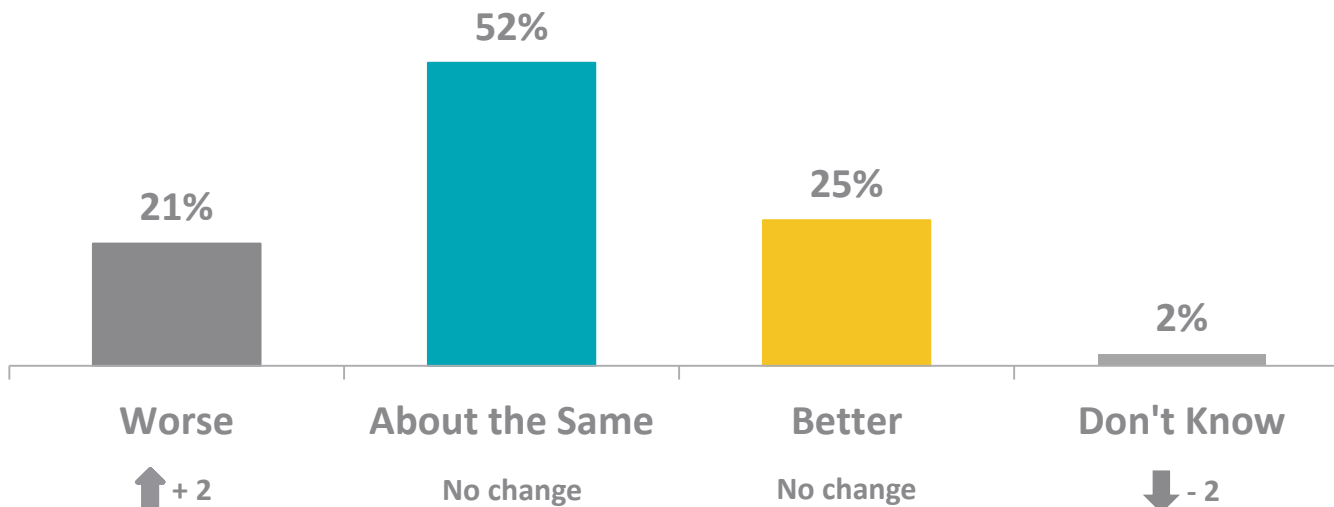
Mean rating change vs. October 2018

■ 1 to 5 ■ 6 to 7 ■ 8 to 10 (1 – very weak / 10 – very strong)



* Don't know / refusals removed (n=364)

“Based on your personal experiences over the past three months, would you say that the general outlook in PEI has been getting...”



% point change vs. October 2018