

Spring 2019 Federal Report Prince Edward Island



Introduction

MQO Research spoke with 400 residents of Prince Edward Island to gauge the political temperature in the province for the Spring edition of our quarterly political poll: Atlantic Matters.

Federal Politics

According to the latest polling numbers, support for the Liberal Party dropped on PEI this quarter. Among decided and leaning voters:

- Support for the Liberal Party dropped 12 percentage points to 40%.
- Conservative support held relatively steady at 32%.
- Support for the Green Party jumped 8 percentage points to 18%.
- NDP support was relatively unchanged at 8%.
- Support for the People's Party was also unchanged at 1%.

The undecided / no vote group dropped 10 percentage points to 25%.

Government Performance

The mean rating for the leadership of Prime Minister Justin Trudeau dropped sharply from 5.2 last quarter to 4.1 in April (on a 10-point scale).

Leader Preference

After seeing a big drop in his personal support numbers, Prime Minister Justin Trudeau is now statistically tied with Conservative Party Leader Andrew Scheer as the top choice for Prime Minister. Among decided voters:

- Prime Minister Justin Trudeau was the top choice of 35% of voters, down 17 percentage points from January.
- Support for Conservative Leader Andrew Scheer was relatively unchanged at 31%.
- Green Leader Elizabeth May garnered the support of 21% of voters (up 7 percentage points).
- NDP Leader Jagmeet Singh was the top choice among 9% of voters (up 6 percentage points).
- Support for People's Party Leader Maxime Bernier was unchanged at 3%.

The Atlantic Matters poll was conducted by telephone from April 11th to April 16th, 2019 and included 400 randomly selected eligible voters from across the province. The margin of error for the total sample is ± 4.0 percentage points 19 times out of 20.

For more information on Atlantic Matters or MQO Research, contact:

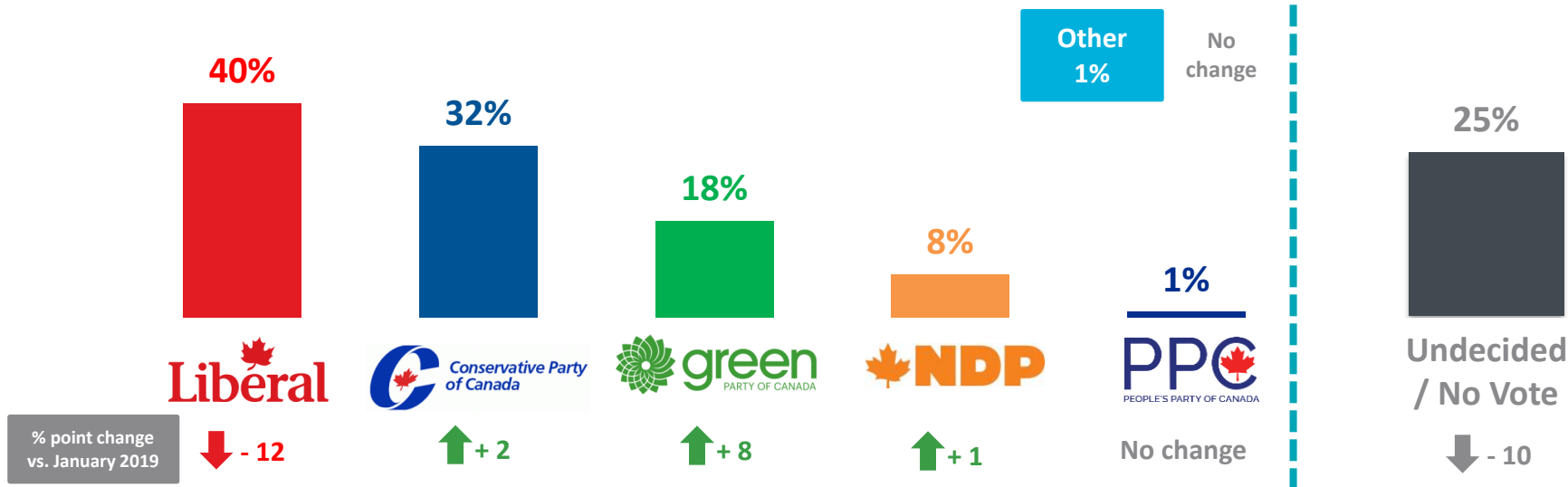
Stephen Moore – Vice-President

smoore@mgoresearch.com

Phone: 902-465-3034 / Cell: 902-210-5379

“If a federal election were held today, which party would you most likely vote for?”

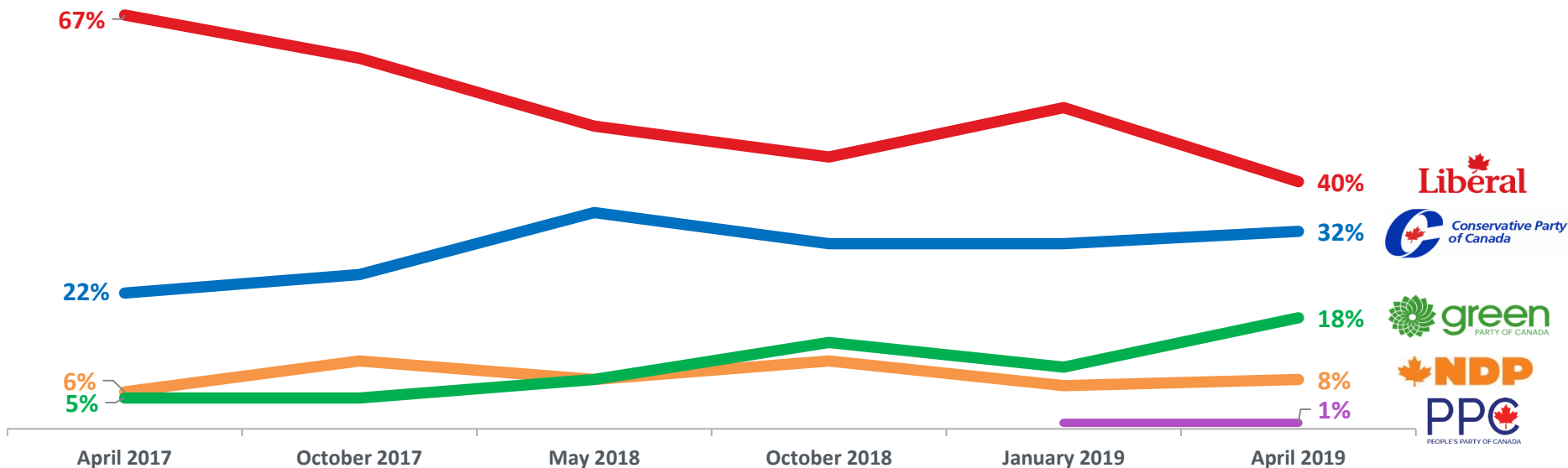
Decided and Leaning Voters



% point change vs. January 2019

“If a federal election were held today, which party would you most likely vote for?”

Decided and Leaning Voters



April 2019 (n=296): Margin of error is ± 5.7 percentage points at 95% CI

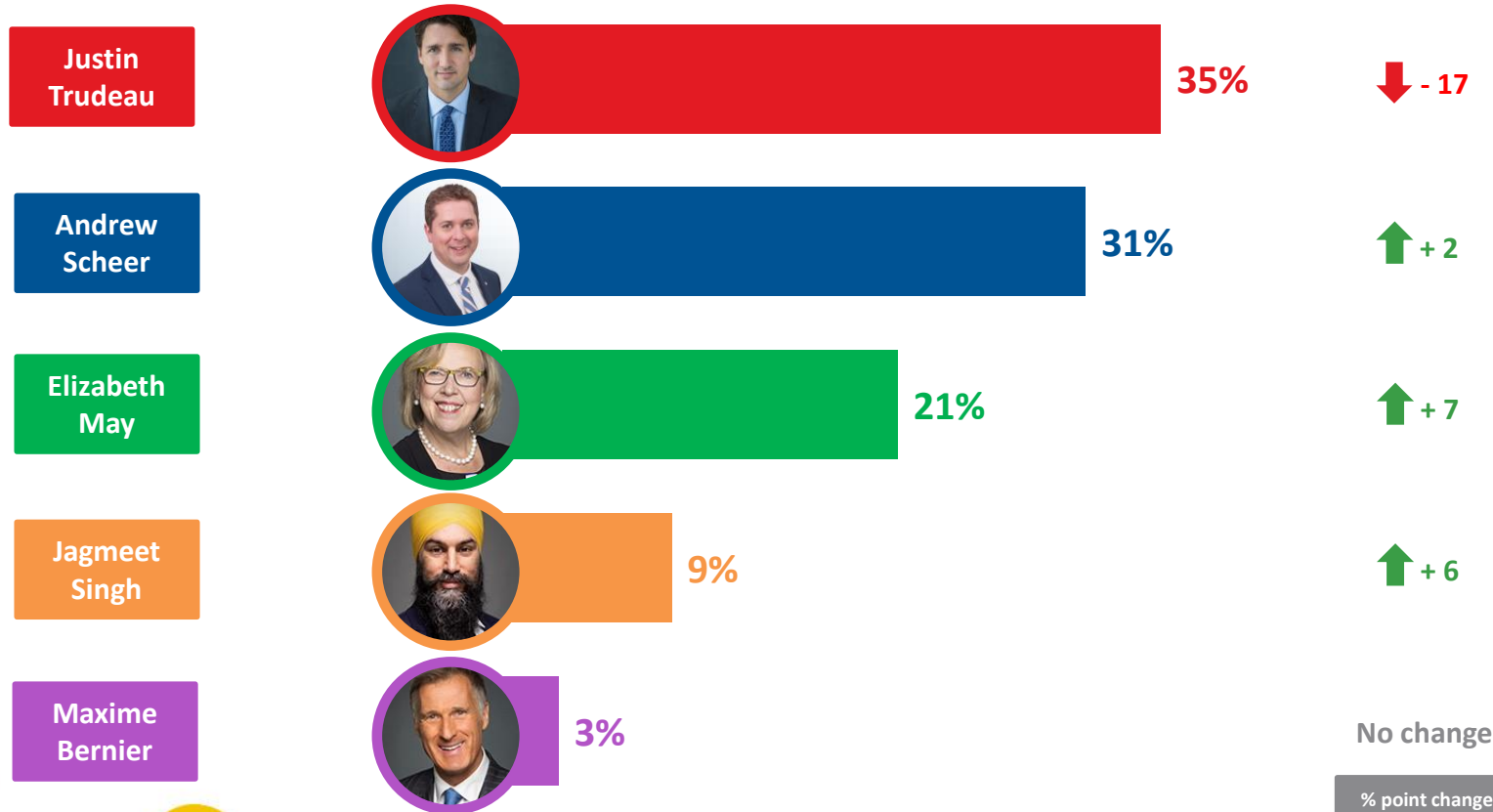
“If a federal election were held today, which party would you most likely vote for?”

Decided and Leaning Voters

	April 2017	October 2017	May 2018	October 2018	January 2019	April 2019
Liberal	67%	60%	49%	44%	52%	40%
Conservative	22%	25%	35%	30%	30%	32%
NDP	6%	11%	8%	11%	7%	8%
Green	5%	5%	8%	14%	10%	18%
People’s Party	-	-	-	-	1%	1%

LEADER PREFERENCE - PEI

"In your opinion, which of the following leaders would make the best Prime Minister?"



“How would you rate the overall leadership of Prime Minister Justin Trudeau?”



Mean Rating
4.1

↓ -1.1

Mean rating change vs. January 2019

■ 1 to 5 ■ 6 to 7 ■ 8 to 10 (1 – very weak / 10 – very strong)



* Don't know / refusals removed (n=382)